

ONE+TWO

ARLINGTON SQUARE • BRACKNELL • RG12 1WA

Highly flexible newly refurbished Grade A workspaces
enhanced by exceptional shared amenities

2,300–13,800 sq ft

STRENGTH IN NUMBERS





ONE

Fully fitted or open plan inspiring environments to help boost creativity & collaboration, and empower workspace culture

TWO

Stylish and modern plug & play suites or conventional open plan space for teams of all sizes

■ MORE AMENITIES ■ MORE FLEXIBILITY ■ MORE CHOICE

ONE

+

Exceptional shared amenities
available across both buildings

THREE



Treehouse Café offering
all day hot & cold food,
coffee and snacks



Padel court and
gym/yoga studio



Shared amenity hub
with breakout and
relaxation areas



Padel court




Cycle racks



Casual seating, social
areas, and landscaped
courtyard seating



Dedicated meeting
rooms, pods and booths



EV charging points



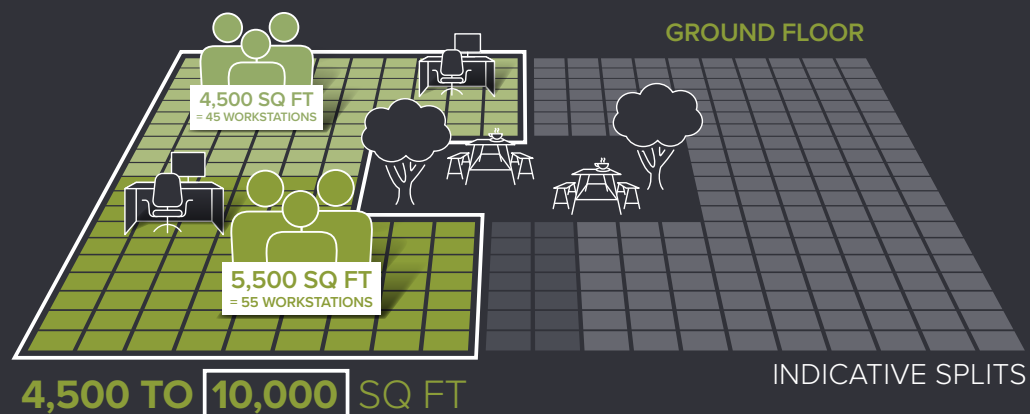
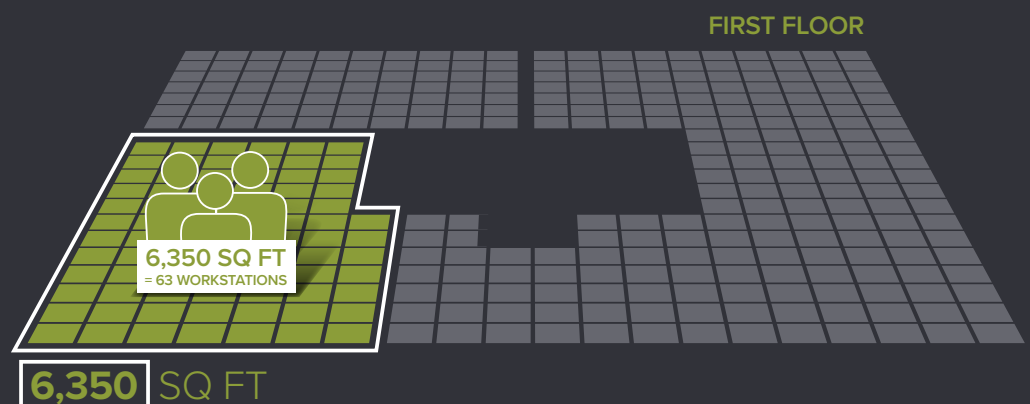
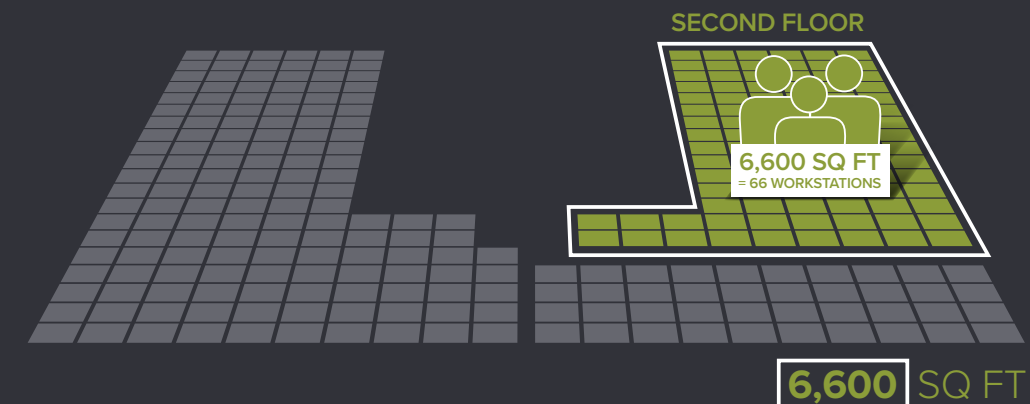
Shower facilities



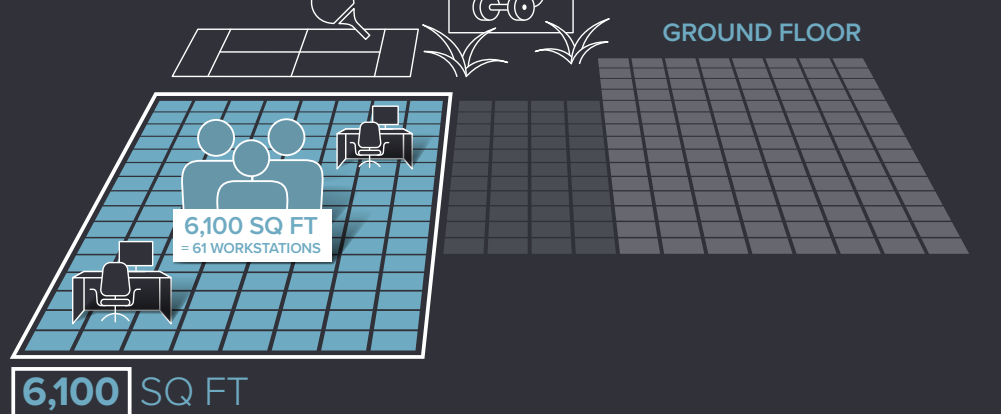
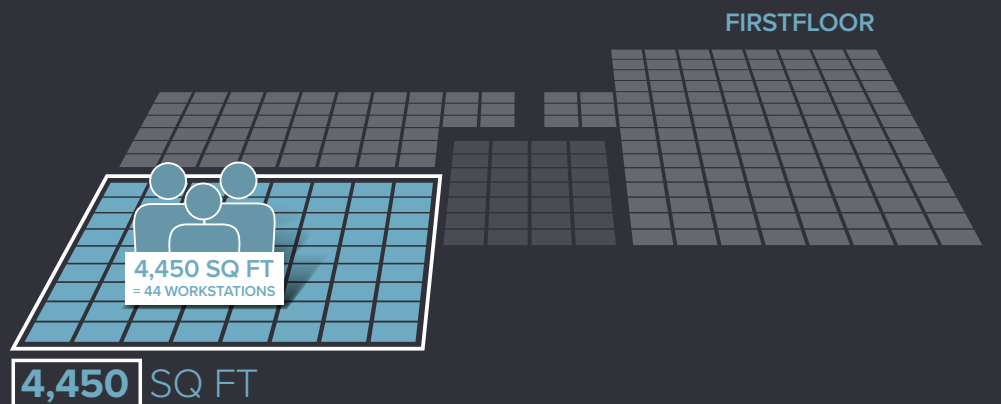
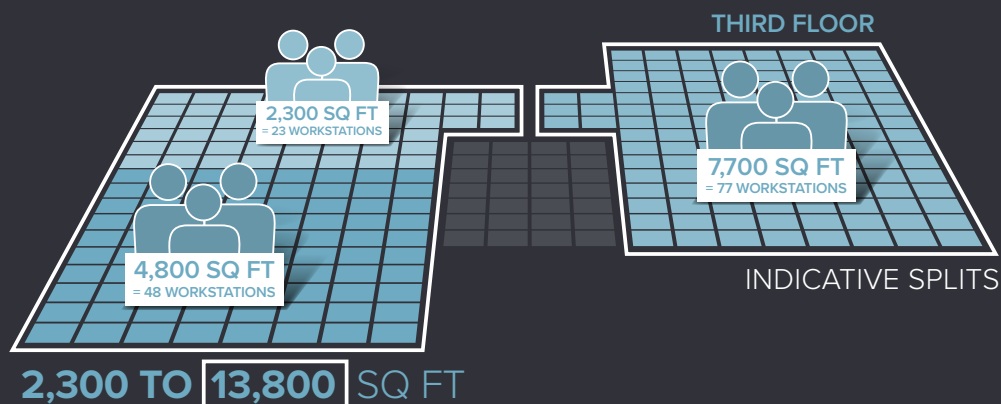
Training and
presentation spaces



ONE



THREE



ONE+THREE = MORE FLEXIBILITY

Whatever the size of your business, we can create the ideal space.

Our large, flexible floor plates can be split into suites from 2,300 sq ft to 13,800, with plug & play options.

Scan or click the QR code to use our calculator to estimate your space requirements.



ONE=

ONE offers a diverse range of exceptional Grade A space featuring fully fitted and furnished suites and refurbished open plan offices.

At the heart of the building is the impressive shared amenities hub with the Treehouse Café and its varied breakout and relaxation areas, all built within a new atrium space that brought an original outdoor courtyard inside for year round use.







Photo shows third floor fitted suite. Ground floor will be of a similar specification.

The large, flexible floor plates in ONE can be split into suites from 3,000 to 10,000 sq ft, with plug & play fully fitted options.



Strong ESG credentials



Excellent parking ratio 1:226 sq ft



Full access raised floors



LED lighting



Exposed ceilings



3.1m floor to ceiling height



New air conditioning



Passenger lifts



EPC A




Male, female & accessible WCs





THREE=

THREE provides premium fully fitted suites in varying sizes to meet your specific requirements.


A new open and inviting arrival space leading through to a shared communal lounge and collaboration area creates the ultimate welcoming experience. From here, a newly landscaped courtyard amenity space with padel court and fitness centre can be accessed. Ideal for breaks, making the most of your lunchtimes, informal meetings, or for corporate events.









Plug & play




Excellent parking ratio 1:226 sq ft




Full access raised floors




LED lighting




Suspended metal ceilings



2.8m floor to ceiling height



Passenger lifts



Male, female & accessible WCs




The flexible floor plates in THREE can be split into suites from 2,300 to 13,800 sq ft, with plug & play options.

LOCATION

Arlington Square is situated adjacent to The Peel Centre retail park and within a short stroll of the transformed heart of Bracknell, where The Lexicon, with over 140 retail shops, restaurants and a cinema, is a perfect lunch time or after work destination.

Further investments in transport improvements, a new public realm and over 1,000 homes have transformed the town into a dynamic and vibrant location.

Out of town amenities, include leisure centres, swimming pools, golf courses and country parks, providing a wider range of activities to enjoy during free time.



An exciting location with a wide range of shopping and leisure activities



COMMUNICATIONS

Bracknell is an established Thames Valley office location, situated just 32 miles from Central London and providing excellent communication across the region.

Arlington Square is situated just an 8 minute walk from Bracknell train and bus stations. The town's mainline station provides regular services to key destinations, including London Waterloo and Reading.

The M4 motorway (Junction 10) is within 5 miles via the A329(M) and the M3 (Junction 3) is approximately 6 miles away, each providing easy access to London and other destinations in the south. Heathrow Airport is approximately 30 minutes drive away via the A4.



Just a 8 minute walk to Bracknell town centre



ONETHREEARLINGTONSQ.CO.UK

For further information and to arrange a viewing please contact the joint agents:

 **Vail
Williams**
0118 909 7400
vailwilliams.com

Guy Parkes

gparkes@vailwilliams.com

07788 188 874

Andrew Baillie

abailie@vailwilliams.com

07502 233 770



Simon Fryer

sfryer@fryercomm.com

07836 519613

Misrepresentation Act 1967 – Whilst all the information in these particulars is believed to be correct, neither the agents nor their clients guarantee it's accuracy, nor is it intended to form part of any contract. All areas quoted are approximate. Finance Act 1989 – Unless otherwise stated, all prices and rents are quoted exclusive of Value Added Tax (VAT). Any intending purchasers or lessees must satisfy themselves independently as to the incidence of V.A.T. in respect of any transaction. February 2025.